

## Table Top and Base Collection



Laminate and Veneer




Solid Wood



Specialty Tables



Bases



## WHAT MAKES US DIFFERENT

With a nod to the past, an eye on the future, and a clear focus on our customer's present needs, Soft Touch Furniture has carved out a distinct space in the restaurant and hospitality furniture industry. In business for more than 40 years, we have a long history of innovative design and quality workmanship that have delighted both customers and their patrons. Our job is to make you look good, and it's one we take very seriously.

We're a complete commercial furniture manufacturer capable of filling just about any need you may have. We work with all types of clients, from designers, architects, national chains and single owner operators of any size, on any size order.

You can get exactly what you want. We have a large stock, ready for your choice of color, fabrics, and finishes. But if you want custom, we'll work with you and design something that fits your space. We are the manufacturer, and because of that, there are no middlemen. We offer American-made quality, in the styles and finishes you want, at competitive prices. Delivery and installation are never a problem, as we handle those as well.

We offer a very diverse line. From tables and bases to chairs, booths, waste receptacles, server stations, barstools, benches, banquettes, custom millwork, and more. We offer solutions, and solve problems. Would you rather have your existing furniture refurbished? No problem. Need something a little wild? Great—we're on it. Need it next month? Done!



## WE ARE THE MANUFACTURER

### Table of Content:

■ Laminate and Veneer	4-13	■ Metal & Powder Coating	29
■ Wood Styles & Species	14-19	■ Seating Capacity	30
■ Specialty Tables	20-23	■ Table Heights	31
■ Live Edge Tables	24-25	■ Table Bases	32-37
■ Drop Leaf Tables	26-27	■ Table Options	38-39
■ Technology	28		



# SOFT TOUCH FURNITURE

Let us help you create your vision for YOUR space.

At Soft Touch Furniture, we pride ourselves in making beautiful high-quality tables. They have been thoughtfully engineered to be stable, easy to clean, and low maintenance.

There are a cornucopia of options, from table tops, to bases, to finishes and building material choices, so you can be assured of getting the exact look you want. We offer tables in every size and shape imaginable and on the off-chance we don't have what you are envisioning, we'll make it. It's that simple.





Table top—laminated: Wilsonart, color maroochy brush  
 Edge: Vinyl bullnose  
 Color: Black  
*Panera Bread, Charleston, WV*



Table top: 1 3/4" thick solid maple, stained natural  
*Cafe 422, Boardman, OH*



Laminate: Nevamar extreme green bamboo WZ5001  
 Edge: Fluted aluminum T-mold  
 Finish: Satin #36000 AE

## Table Top & Edge

We have a large variety of laminate and veneer table top options, including hundreds of colors and finishes, with more than 40 edge choices.

We can also design any shape or size table you need either way, you are ensured of a strong, level table that is both beautiful and highly functional.



21 Ply Exposed Edge  
#42000 PWE  
Laminate: Nevamar  
classic rock #RK2001T

Wide Three Flute  
#26000 NFLT  
Laminate: Nevamar bluemoon  
rock textured #MKB001

Vinyl Bullnose Edge  
#37000 VBN  
Laminate: Formica vibrant  
green #6901-58

Vinyl Bullnose Edge  
#37000 VBN  
Laminate: Nevamar urban  
renewal #RE4001

Fluted Aluminum  
T-mold #36000 AE  
Laminate: Wilsonart, tan  
soapstone #4887-38

Padded Table Top

Laminate and Veneer

# Laminates and Veneer

We have it all! Durable, stain-resistant, woodgrain, solid, or patterned laminates.

All of our laminate and veneer tops are created with 45 pound particle board substrates with .020 inch balancing backing-sheets. Custom table top shapes and sizes are welcome! Catalyzed varnish finishes are standard on all wood edge tops.

Our Flawless Diamond Finish and other finishes are also available, as well as standard or custom color stains.

Choose from a multitude of edge profiles, colors, and sizes to enhance the look of your table top. No matter which option you choose - Wood, T-Mold, or Metal - you'll be assured of a look that truly fits your needs.



### LAMINATE

Formica, Wilsonart, Nevamar, Pionite, Micarta, Laminart, Oberflex, and other specialty laminates are available.

### HARDWOOD VENEER

Oak, maple, ash, cherry, walnut, Honduras mahogany, and more. Patterns available—see page 11.

### WOOD EDGE

Wood edge tops offer the best of both worlds—a durable laminate or veneer surface with a beautiful natural wood edge. Species available: oak, ash, maple, walnut, beech, mahogany and other species available upon request

### T-MOLD TOPS

T-Mold tops offer a durable laminate surface with a solid vinyl edge. (37000 SERIES). For vinyl edge colors see page 9.

### PADDED TABLE TOPS

Padded table tops are designed for use with cloth linens. They help to reduce the clatter of china and silverware.

### METAL EDGE TOPS

Metal edge table tops offer a durable laminate surface with an aluminum edge. Edge styles available are polished, fluted and smooth and satin, fluted and smooth.



# Laminate and Veneer Color and Pattern Options

When it comes to design versatility, performance, and price, there is no competition—with enhanced performance technology, our laminates keep their good looks longer. And with hundreds of designs to choose from, including woodgrains, abstracts, and solids, you're certain to find the perfect solution for all of your project needs.

Our laminate designs are available with a number of premium finish options. From traditional matte and glossy finishes to abstract textures, you can create a custom look for every surface.

Veneer table tops—no surface could look or feel more natural, because our table tops are made from natural veneers. Our unique production processes preserve the grain structure and texture of each species while our Flawless Diamond Finish protects and enhances the natural beauty and grain of the wood. You can touch and feel the actual wood while being confident that the finish is designed to hold up to the extreme demands of a dining facility.



## T-MOLD TOPS (37000 SERIES)

Offer a durable laminate surface with a solid vinyl edge. Available edge colors are:




Finishes are printed as accurately as possible. Actual colors may vary. Samples are available upon request

# Custom Laminate

We offer many different styles of custom laminates. One of our many laminate suppliers, Wilsonart® offers custom laminates called WilsonartXYou [wil-son-art by you]. The WilsonartXYou process lets you choose your own creatives, from photos to graphics, this allows you to truly customize your space.

Wilsonart® also has other custom laminates in their virtual design library—with over 150 different prints in different colors and finishes. There are graphic prints, weathered wood looks and off the wall designs available. Here is just a sampling of what they have available, to view the whole collection you can go to [wilsonart.com/commercial/laminates/designs](http://wilsonart.com/commercial/laminates/designs).



Lounge Groove

Apricot Glow Daisy

Morphscape Sky Blue



Papaya Chevron

Cornflower Milk Paint

Molten Glass Green

# Veneer Patterns

Veneer can be applied in many different ways that can give your table tops a completely different look.

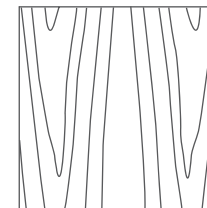
Standard veneer is laid out as one sheet either using the flat cut veneer or quarter sawn veneer. Patterns can be created by laying the veneer different ways. Below are just a few ways veneer can be laid out to create different looks.



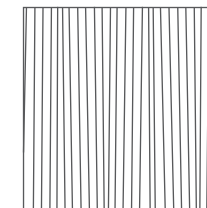
200 Series Table Base



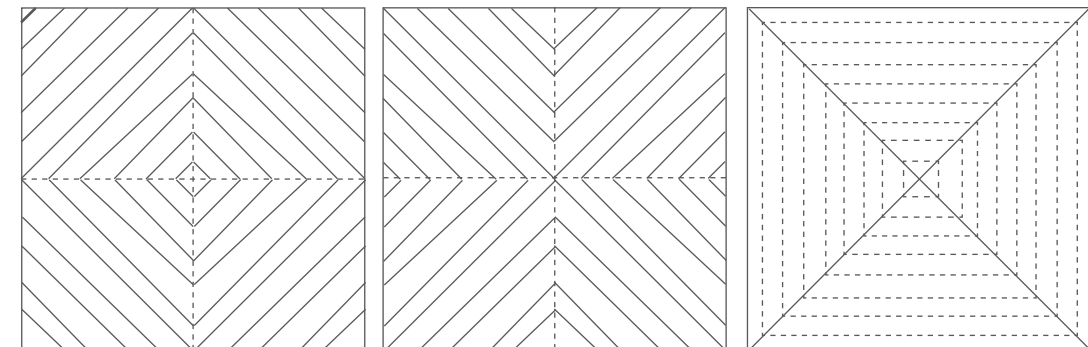
Corner Rotary Box



**Flat Cut Veneer**  
Logs are cut parallel to the center line in the log. It creates an organic look to the veneer.




**Quarter Sawn Veneer**  
Logs are cut perpendicular to the face of the log to create a more linear grain affect than flat cut.



Corner Rotary Box

Corner Ribbon Box

Triangle Rotary Box

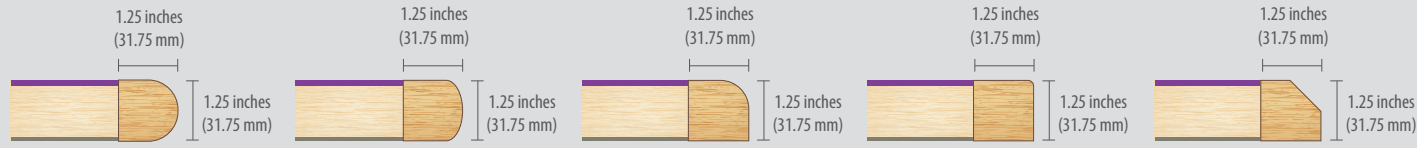


Triangle Ribbon Box

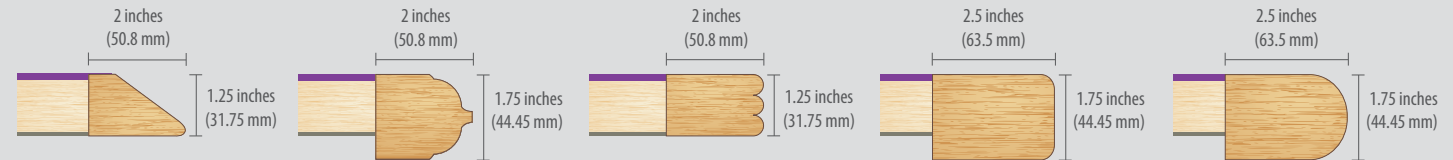
8 Part Rotary Sunburst

8 Part Ribbon Sunburst

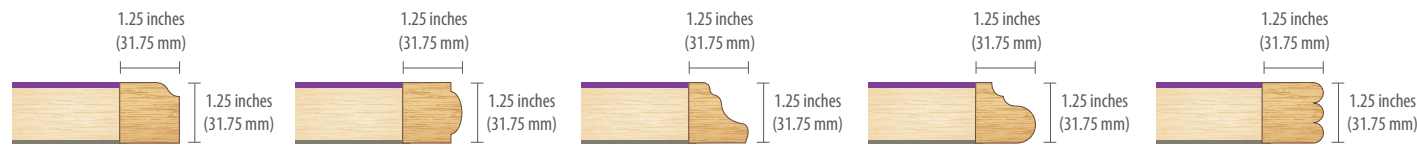
# Laminate and Veneer Edge Styles



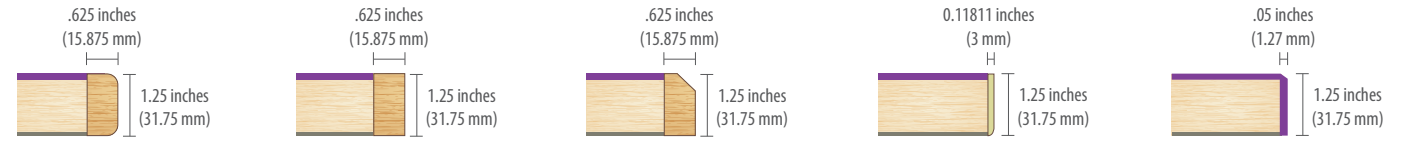
- Bullnose** #1000 WEBN
  - Mitered—eased corners
  - Inlay laminate or veneer
- Nosed** #2000 WHOU
  - Mitered—eased corners
  - Inlay laminate or veneer
- Half Bullnose** #3000 WHBN
  - Mitered—eased corners
  - Inlay laminate or veneer
- 1/4" Radius Edge** #4000 WE
  - Mitered—eased corners
  - Inlay laminate or veneer
- Beveled Edge** #5000 WEBE
  - Mitered—eased corners
  - Inlay laminate or veneer



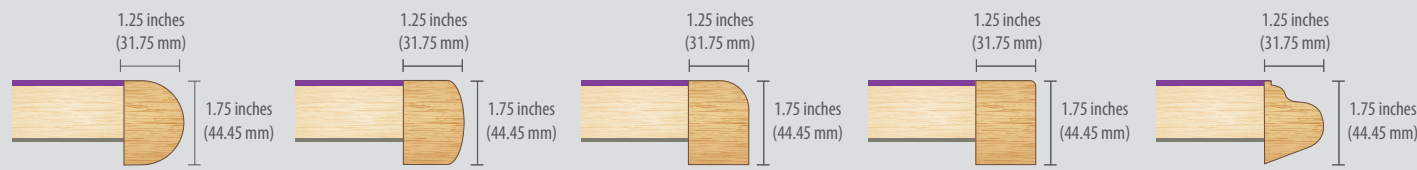
- Standard Knife Edge** #23000 EKEN
  - Mitered—eased corners
  - Inlay laminate or veneer
- Gothic Edge** #25000 WDROG
  - Mitered—eased corners
  - Inlay laminate or veneer
- Wide Three Fluted** #26000 NFLT
  - Mitered—eased corners
  - Inlay laminate or veneer
- Giant 1/2" Radius Edge** #27000 GWE
  - Mitered—eased corners
  - Inlay laminate or veneer
- Giant Bullnose Edge** #28000 GBN
  - Mitered—eased corners
  - Inlay laminate or veneer



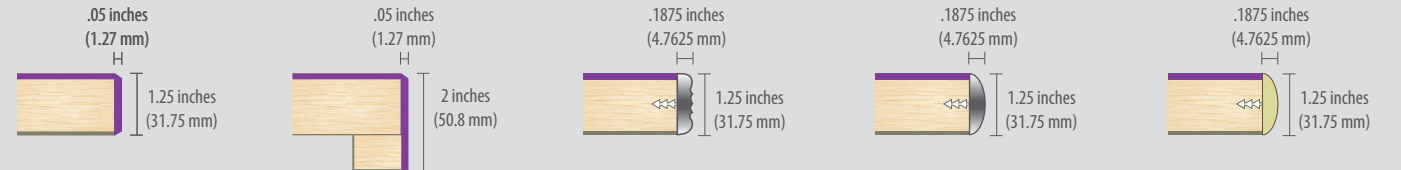
- Roman Ogee** #6000 WROG
  - Mitered—eased corners
  - Inlay laminate or veneer
- Mini-Nosed** #7000 WFBN
  - Mitered—eased corners
  - Inlay laminate or veneer
- Ogee—A Edge** #8000 SOGE
  - Mitered—eased corners
  - Inlay laminate or veneer
- Ogee—B Edge** #9000 WBOG
  - Mitered—eased corners
  - Inlay laminate or veneer
- Three Fluted** #11000 FLUT
  - Mitered—eased corners
  - Inlay laminate or veneer



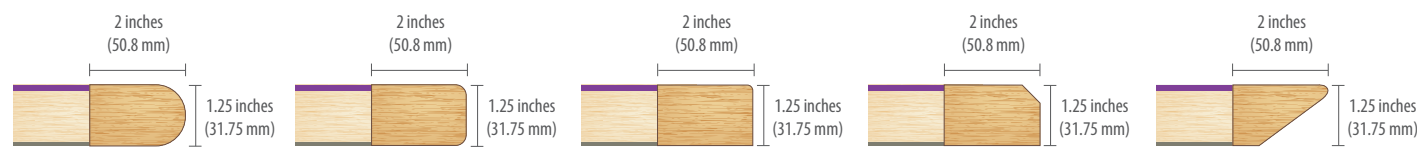
- Mini 1/4" Radius Edge** #29000 WPF
  - Mitered—eased corners
  - Inlay laminate or veneer
- Mini Square Top/Bottom** #30000 NPF
  - Mitered—eased corners
  - Inlay laminate or veneer
- Mini Beveled or Nosed** #31000 BPF
  - Mitered—eased corners
  - Inlay laminate or veneer
- 3mm Pvc Edge** #32000 PV
  - Square or round corners
  - Limited colors available
- Square Corner Self Edge** #33000 FE
  - Square corners
  - Laminate or veneer self edge



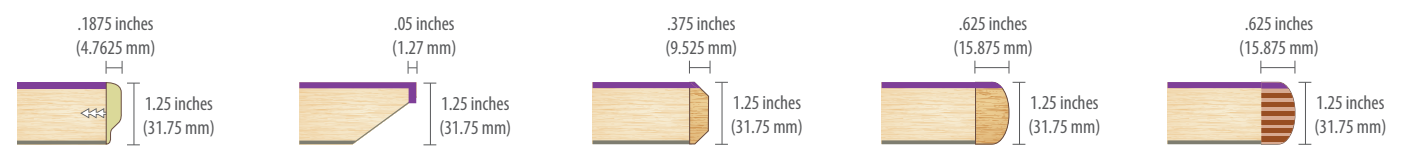
- Bullnose Drop Edge** #12000 WBND
  - Mitered—eased corners
  - Inlay laminate or veneer
- Nosed Drop Edge** #13000 WHOD
  - Mitered—eased corners
  - Inlay laminate or veneer
- Half Bullnose Drop Edge** #14000 DHBN
  - Mitered—eased corners
  - Inlay laminate or veneer
- 1/4" Edge Detail Drop Edge** #15000 WED
  - Mitered—eased corners
  - Inlay laminate or veneer
- Classic Drop Edge** #17000 OGD
  - Mitered—eased corners
  - Inlay laminate or veneer



- Round Corner Self Edge** #34000 FER
  - 3" Round corners
  - Laminate or veneer self edge
- Square 2" Drop Edge** #35000 DE
  - Square corners with 2" Drop edge
  - Laminate or veneer self edge
- Fluted Aluminum T-Mold** #36000 AE
  - Anodized aluminum T-mold edge
  - Inlay laminate or veneer
  - 3" Radius corners, polished/satin fluted
- Round Aluminum T-Mold** #36000 AE
  - Anodized aluminum T-mold edge
  - Inlay laminate or veneer
  - 3" Radius corners, polished/satin
- Solid Vinyl Bullnose Edge** #37000 VBN
  - Solid vinyl bullnose edge
  - Inlay laminate or veneer
  - 3" Radius corners
  - Many colors available



- Wide Bullnose** #18000 WOBN
  - Mitered—eased corners
  - Inlay laminate or veneer
- Wide 1/2" Radius Edge** #19000 WOB
  - Mitered—eased corners
  - Inlay laminate or veneer
  - Wide eased top/bottom
- Wide 1/4" Radius Edge** #20000 WVE
  - Mitered—eased corners
  - Inlay laminate or veneer
- Wide Beveled Edge** #21000 WOHN
  - Mitered—eased corners
  - Inlay laminate or veneer
- Inverted Knife Edge** #22000 WEKE
  - Mitered—eased corners
  - Inlay laminate or veneer



- Solid Vinyl Bullnose Edge** #37500 SVBN
  - Solid vinyl bullnose edge
  - 3" Radius corners 4 colors
  - Inlay laminate or veneer
- 1/2" Laminate/Veneer Edge** #39000 SBV
  - 1/2" Laminate or veneer edge
  - Painted silhouette edge
  - Square corners
- Beveled Top & Bottom** #40000 BWE
  - Mitered eased corners
  - Overlay laminate or veneer
- Nosed Edge Profile** #41000 NWE
  - Mitered eased corners
  - Overlay laminate or veneer
- 21-Ply Exposed Edge** #42000 PWE
  - Nosed Edge
  - Mitered Corners
  - Overlay Laminate/Veneer



1 3/4" Maple top  
Firebirds, Durham, NC

## Solid Wood

Our wood table tops have a smooth satin finish and a warm feel. Their durable surface enables them to be used in any commercial environment.

All of our wood is certified by the Forest Stewardship Council® (FSC). The FSC promotes environmentally sound, socially beneficial and economically prosperous management of the world's forests.

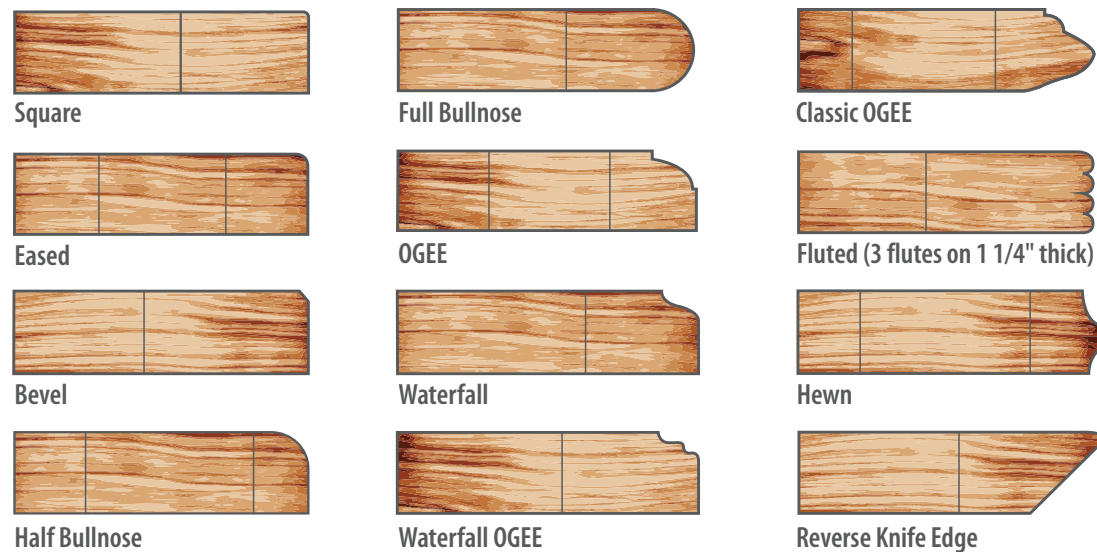


Walnut live edge table





## Wood Edge Styles



## Table Manufacturing

With wood table tops there are so many choices when it comes to wood species sometimes the make up of the table can be forgotten—listed below are a few options that may help you with your decision.

### PLANK

Manufactured using 1 1/2" to 3" continuous strips placed randomly with no end to end joints.



### BUTCHER BLOCK

Manufactured using 1 1/4" continuous strips with no end to end joints.



### ADDITIONAL OPTIONS

- Available in: 1 1/4", 1 1/2", 1 3/4" or 2" thicknesses
- Other thicknesses are available upon request
- Two 3" radius corners for wall positioned or wall mounted table tops
- Four 3" radius corners for free standing table tops
- Corner cuts to any size
- Wood finishes: Standard and custom stain colors available


## Stain Options

Soft Touch Furniture can produce the exact color you want. Our in-house color-matching experts will work their magic, and create a look to your specifications. We can work from almost anything: laminate names, numbers, or even a sample piece you really like... just tell (or show) us, and we'll match it.

Once we match your color, we'll even go a step further and send you an actual sample before production. Only after you approve the color will we begin the production phase of your order.



## Flawless Diamond Finish



First developed in Europe, this environmentally-friendly finish utilizes a two-component polyurethane system for added protection and heavy duty use. In short, it's the top finish, and ideal for applications that will see heavy use, spills, table dances (ok, we're kidding... sort of), and more. If "the best" is part of your vocabulary, then our Flawless Diamond Finish it is.

- Two-part European technology
- Exceptional chemical/moisture/heat/scratch resistance for tough environments
- Clear and pigmented options available
- Green – very environmentally responsible
- Available in wet look, gloss, satin, and dull



# Distressed and Unique

Distressed tops are distressed using a variety of tools and techniques to replicate years of use and abuse. The edges will have areas that are hand scraped. A custom mixed stain is applied to enhance the distressed markings and give the tops an aged appearance.

We also offer unique tops such as bamboo. Bamboo offers a versatile table top with very different looks depending on how the bamboo is laid. It is also very durable and a quickly renewed resource.



# Reclaimed

Old buildings, barns, and rural structures make up the reclaimed antique wood that is custom milled for our reclaimed lumber table tops. Each piece is one of a kind and has its own unique history.

Reclaimed wood is available in many different wood species; however not all species are available all the time.

Contact us for more details on reclaimed lumber options and availability.



# Multi-Species

Can't decide on a particular species of wood for your tops? We can combine several species for a unique look, multi-species tops can give your tops a lot of dimension. Every top is original with hundreds of combinations available.

Reclaimed and old growth table tops are always unique and can be made to any size or shape desired.



Multi-species top (red oak, walnut, antique beech, & ash) Intentionally distressed & burnt



Strand bamboo top



Caramelized butcherblock bamboo top



Multi-species (maple, red oak, ash, wormy maple, walnut, and reclaimed antique beech)



Reclaimed antique oak rustic



Multi species top (white oak, ash, maple) Unfinished state



Multi-species top (maple, ash, and oak) Intentionally distressed and burnt



Multi-species top (red oak, walnut, reclaimed antique beech, and ash)



Reclaimed antique heart pine



Reclaimed coastal collage



Walnut live edge table  
Soft Touch Furniture conference room, Girard, OH

## Specialty Tables

Our gathering and specialty tables are great for any type of meeting room or large public space. They provide a large surface area where people can eat, work, or relax. We can design them in any size, shape, or height, ensuring your space is inviting, comfortable, and productive.

Not everyone wants a perfectly round or square table. That's why we offer options. We can custom build tables to any size or shape you desire. So if you are perusing this catalog and are thinking "looks nice, but...", call us. We'll make it happen.



Bar height caramelized bamboo table  
Season's Pizza, Midway, DE

Specialty Tables



Rectangular Table top  
OSB with Metal Trim



Round Table top  
OSB with Metal Trim



Gathering Table  
OSB with Metal Trim



Gathering Table  
Douglas Fir



Custom Laminate Inlay  
Top with Electrical Outlets  
*Super 8, Copley, OH*



Solid Walnut Table Top  
with Metal Legs  
*Private Lounge, NYC*



Wormy Maple Top with  
Custom Powder Coated Legs  
*Embassy Suites, Tuscaloosa, AL*



Distressed Oak Top with  
Solid Oak Legs  
*Mango Tree, Washington DC*



Wormy Maple top with  
Modern Wood Base  
*Roys, San Diego, CA*



Ash Table Top with Maple Legs  
*Rust Belt Brewery, Youngstown, OH*



Coffee Station  
Granite Top with Maple Legs  
Brushed Aluminum Leg Ferrules  
*Hampton Inn, South Kingston, NJ*



Bar Height Community Table  
with Quartz Top  
*AmericInn Hotel Shokepee, MN*



Portofino Hotel and Marina  
Redondo Beach, CA



Live Edge Table



## Live Edge Tables

Live edge tables are becoming popular in today's society. Each table's size and shape are determined by the tree itself, completely different and valued by its unique natural edges and wood grain.

With live edge tables it is impossible to get an exact table size-although it is possible to get a close approximation.



Portofino Hotel and Marina  
Redondo Beach, CA



Charlie Chiang's  
Vienna, VA

### SOME OF THE SPECIES AVAILABLE:

- Ash
- Bubinga
- Boxelder
- Butternut
- Cherry
- Elm
- Maple Bigleaf
- Maple Figured
- Maple Hard/Soft
- Pine
- Redwood Old Growth
- Sycamore
- Walnut Black
- Walnut Claro



**Stump Lumber**  
Stump lumber can be used for table bases, stools, or anything you can imagine.

## Joining



Sometimes when joining pieces together or keeping a crack in the wood together a butterfly joint must be used. This can be made of the same species as the slab but is often made of a different species and used as an accent. When there are particularly deep cracks or knots resin may be used to fill the cracks in. It can be colored or clear depending on your preference.

The simplest way to make a live edge slab into a table is to just use the slab itself without joining it at all. This option is beautiful but completely limited to the size of the tree so such tables typically can only be of a certain width and are often an irregular organic shape. When wider widths are required two pieces from the same tree may be joined to create the desired width.

Below are the three techniques we use to join our wood slabs. Each piece of wood we use is unique, therefore certain joining techniques may not work for certain slabs of wood. If you have a preference we can work with you to get you the look that you want.

Diagonal joining is when two slices of the same tree are joined along a diagonal.



Curve joining is when two slices of the same tree are joined along a natural curve.



Book-matching is when two slices of the same tree are joined in the center creating a mirrored affect.





1 3/4" Maple top 42" x 42" flip to 60"

## Drop leaf tables

Available in solid wood, laminate, and padded. Slide bar drop leaf mechanisms are made from heavy duty zinc plated solid steel and allow for a completely sag-less extension of your table.

Each mechanism consists of one slide bar and two hinges per leaf allowing for maximum support, with heavy duty hardware to lock leaf in closed position.



### STANDARD SIZES AND FEATURES

- 30" square to 42" round; 36" square to 51" round; and 42" square to 60" round
- Other sizes available
- 5 year warranty on hardware
- Non-obtrusive hardware
- Spring-less hinges for easy, safe operation—no pinched fingers



# Technology

We live in an incredibly technological society today – computers, smart phones, etc. And that can include your furniture, too. From furniture with USB ports to electrical outlets to specialty lighting to almost anything else, we can create exactly what you need.

The options are numerous, so if you have a specialty lighting and/or technology need, just mention it, we can integrate it into your design. We have expert designers on staff, and will work with you to obtain the lighting and/or technology that works best.



### Power Data Station

Can be inserted into any table top and to provide, power, usb ports and a data port. It flips closed for a seamless look.



### Combination USB Charge

Allows someone to either charge a device with a usb port or use a typical duplex plug. It also is tamper resistant and is compatible with most electronic devices.



### Combination USB charger

- Two USB ports
- 3.6A Charging capacity
- Smart chip
- Two Charging ports
- 15A Taper resistant safety outlets

### Available outlet colors are:

- Black, Brown, Gray, Ivory, Light Almond, and White

### Wall plate colors are:

- Black, Brown, Gray, Ivory, Light Almond, White, Stainless Steel



### Medium Flip Up Grommet

Can be put in table tops and flips down to reveal a stainless steel plate. Comes with all standard plugs or a combination plug and USB.




### Power Pylon

Can be put in table tops and hidden by being pushed into the table. Come with 2 plugs; 1 plug and 2 USB ports; or 1 USB port and one data port.



### Recess Mounted Light

- Enhances display cabinets and shelves and can be surface or recess mounted
- Different shapes, sizes and finishes



### Flexible Strip Light

- Flexible for tight spaces
- Different intensities & colors

# Metal and Powder Coating

At Soft Touch Furniture we have a fully stocked metal shop that can custom fabricate almost anything you can imagine. From welding to pressing to bending metal, we can do it all. We also have the capabilities to powder coat just about anything.

Powder coat is different than conventional paint because it does not require a solvent to keep the binder/filler parts in a suspension form. It is also applied by an electrostatic process and then "cured" (heated) afterwards to create a far more durable bond and finish than traditional paint.

When we powder coat large objects (such as the bases you see in the pictures below) we prep our surfaces by sandblasting them to get the best, most durable finish possible. Sandblasting is important in powder coating metal because it provides an extremely clean and smooth surface for the powder coating material to adhere to.



Welding




Pressing




Bending



Sandblasting



Powder coating














Punching



# Seating Capacity

The architectural standard for dining suggests that 300 square inches be allowed per diner. However, some establishments may call for more or less allocation. For instance, fast food restaurants, quick serve coffee shops, diners, lunchrooms, or similar spaces can get by with less space per diner.

On the other hand restaurants such as fine dining restaurants, pizza shops, Mexican restaurants, and many Asian style restaurants may require more table space for larger food items, special utensils, various condiments and sauces, and similar.

			
<b>Rectangle</b>	<b>Rectangle</b>	<b>Rectangle</b>	<b>Rectangle</b>
18"x24" (2) 24"x30" (2) 24"x36" (2) 24"x42" (4) 24"x48" (4)	24"x60" (4) 24"x72" (6) 24"x84" (6) 24"x96" (8)	30"x36" (2-4) 30"x42" (4) 30"x48" (4) 30"x60" (4-6) 30"x72" (6) 30"x84" (6) 30"x96" (8)	36"x42" (4) 36"x48" (6) 36"x60" (6) 36"x72" (6) 36"x84" (6-8) 36"x96" (8)
			
<b>Round</b>	<b>Square</b>	<b>Drop Leaf</b>	<b>Half Circle</b>
18" (2) 24" (2) 30" (2-4) 36" (4)	42" (4) 48" (6) 54" (7) 60" (8)	18"x18" (2) 24"x24" (2) 30"x30" (2-4)	36"x36" (4) 42"x42" (4) 48"x48" (6)
			
<b>Oval</b>	<b>Arc Rectangle</b>	<b>Racetrack</b>	<b>Boat</b>
24"x36" (2) 24"x36" (2) 24"x42" (4) 24"x48" (4) 24"x60" (4) 24"x72" (6) 24"x84" (6) 24"x96" (8) 30"x36" (2-4) 30"x42" (4) 30"x48" (4)	30"x60" (4-5) 30"x72" (6) 30"x84" (6) 30"x96" (8) 36"x72" (6-8) 42"x54" (4-8) 42"x78" (6-8) 42"x84" (6-8) 48"x78" (6-8) 48"x96" (8)	30"x60" (6) 30"x72" (6-8) 30"x84" (6-8) 30"x96" (8) 36"x60" (6) 36"x72" (6-8) 36"x84" (6-8) 36"x96" (8) 42"x72" (6-8)	42"x84" (6-8) 42"x96" (8) 48"x96" (8) 48"x120" (10-12) 48"x144" (12-14) 48"x168" (14-18) 60"x120" (12) 60"x144" (14) 60"x168" (16)

# Table Heights

There are several different height options for tables, chairs, and booths.

The height of furniture can greatly effect the feel of your establishment. There are things to keep in mind when choosing the height of your furniture:

What atmosphere do you want to have (casual vs. formal)? Are there any regulations that you need to be aware of? Are there any architectural features of your space which may help determine the size of your furniture (lower ceiling, etc.)? Once you answer these questions choosing the size of your furniture should be easy.



## DIFFERENT HEIGHT CHOICES

### Standard Height:

This is typically a table height of 28" to 30" and a seat height of 18". It is the most common height in restaurants. Not only do most people find this height very comfortable, it is also the only height that complies with ADA regulations.

### Counter Height:

This is typically a table height of 34" to 36" and a seat height of 26". They are typically more casual and make it easier to talk with people who may be standing. They can work well in small areas because they give the illusion that they take up less space.

### Bar Height:

This is typically a table height of 40" to 42" and a seat height of 30". This taller, thinner height is very good for small spaces (and perfect for "bar area" tables). They have the same advantages as counter height furniture but even more so, because the difference between standing and sitting is so minimal, they create an extremely casual and "fun" atmosphere.



X-Style and Round Bases (Our most popular bases)



**X-Style 22TP12 SS-Series Bases**

- X-style
- Top plate - 13"
- Column - 3" Diameter
- Base plate - 21.25" x 21.25"
- Standard finish is black wrinkle
- Cast iron top plate
- 16 Gauge columns
- Adjustable plastic glides



Standard Counter Bar Height With Footrail

**522TP12 Bases**

- End base
- Top plate - 13"
- Column - 3" Diameter
- Base plate - 5.25" x 20"

**522TP3.5X12ADA**

- End base for ADA
- Top plate - 3.5" x 12"
- Column - 3" Diameter
- Base plate - 5.25" x 20"
- Allows base to be placed within 6" from end



522TP3.5X12ADA Standard Counter Bar Height



**X-Style 2230TP12 SS-Series Bases**

- X-style
- Top plate - 13"
- Column - 3" Diameter
- Base Plate - 21.25" x 29.5"
- Standard finish is black wrinkle
- Cast iron top plate
- 16 Gauge columns
- Adjustable plastic glides



Standard Counter Bar Height

**28RDTP17 Series Bases—Round**

- Standard finish is black wrinkle
- Cast iron top plate
- 16 Gauge columns
- Adjustable plastic glides
- Also available in stainless steel
- Round base
- Top plate - 17"
- Column - 4" Diameter
- Base plate - 28" round



Standard Counter Bar Height



**X-Style 30TP12 SS-Series Bases**

- X-style
- Top plate - 13"
- Column - 3" Diameter
- Base plate - 29.5" x 29.5"
- Standard finish is black wrinkle
- Cast iron top plate
- 16 Gauge columns
- Adjustable plastic glides



Standard Counter Bar Height With Footrail

**18RDTP12 Series Bases—Round**

- Standard finish is black wrinkle
- Cast iron top plate
- 16 Gauge columns
- Adjustable plastic glides
- Also available in stainless steel
- Round base
- Top plate - 13"
- Column - 3" Diameter
- Base plate - 18" round



Standard 18RDTP12 Counter 18RDTP12 Bar Height 18RDTP12 Standard 22RDTP12 Counter 22RDTP12 Bar Height 22RDTP12

**22RDTP12 Series Bases—Round**

- Round base
- Top plate - 13"
- Column - 3" Diameter
- Base plate - 22" round



**X-Style 36TP24 SS-Series Bases**

- X-style
- Top plate - 24"
- Column - 4" Diameter
- Column - 4" Diameter
- Base plate - 35.5" x 35.5"
- Cast iron top plate
- 16 Gauge columns
- Adjustable plastic glides



Standard Counter Bar Height With Footrail

**18RDTP12 Stainless—Round Base**

- Top plate - 13"
- Column - 3" Diameter
- Base plate - 18" round

**28RDTP17 Stainless—Round Base**

- Top plate - 17"
- Column - 4" Diameter
- Base plate - 28" round

**22RDTP12 Stainless—Round Base**

- Top plate - 13"
- Column - 3" Diameter
- Base plate - 22" round



Standard 18RDTP12 Counter 18RDTP12 Bar Height 18RDTP12 With Footrail 22RDTP12 Standard 28RDTP17 Counter 28RDTP17

Table base size chart

Table Top Size	Table Height	X Style Model #	Round Style Model #	Column	Base Quantity	Table Top Size	Table Height	X Style Model #	Round Style Model #	Column	Base Quantity
24" x 24"	Standard	22TP12	18RDTP12	3"	1	36" x 60"	Standard	2230TP12	22RDTP12	3"	2
24" x 30"	Standard	22TP12	18RDTP12	3"	1	36" x 72"	Standard	2230TP17	22RDTP12	3"	2
24" x 36"	Standard	2230TP12	22RDTP12	3"	1	36" x 84"	Standard	2230TP17	28RDTP17	4"	2
24" x 42"	Standard	2230TP12	22RDTP12	3"	1	36" x 96"	Standard	2230TP17	28RDTP17	4"	2
24" x 48"	Standard	2230TP17	22RDTP12	3"	1	42" x 42"	Standard	36TP24	28RDTP17	4"	1
24" x 48"	Standard	522TP12	-	3"	2	48" x 48"	Standard	36TP24	28RDTP17	4"	1
24" x 48"	Standard	522TP3.5x12ADA	-	3"	2	60" x 60"	Standard	-	28RDTP24	4"	1
24" x 60"	Standard	522TP12	18RDTP12	3"	2	18" Round	Standard	-	18RDTP12	3"	1
24" x 60"	Standard	522TP3.5x12ADA	-	3"	2	24" Round	Standard	22TP12	18RDTP12	3"	1
24" x 72"	Standard	522TP12	18RDTP12	3"	2	30" Round	Standard	22TP12	18RDTP12	3"	1
24" x 84"	Standard	22TP12	18RDTP12	3"	2	36" Round	Standard	30TP12	22RDTP12	3"	1
24" x 96"	Standard	22TP12	18RDTP12	3"	2	42" Round	Standard	30TP17	28RDTP17	4"	1
30" x 30"	Standard	22TP12	18RDTP12	3"	1	48" Round	Standard	36TP24	28RDTP17	4"	1
30" x 36"	Standard	2230TP12	22RDTP12	3"	1	51" Round	Standard	36TP24	28RDTP24	4"	1
30" x 42"	Standard	2230TP12	22RDTP12	3"	1	54" Round	Standard	36TP24	28RDTP24	4"	1
30" x 48"	Standard	-	28RDTP17	4"	1	60" Round	Standard	36TP24	28RDTP24	4"	1
30" x 48"	Standard	522TP12	-	3"	2	24" x 24"	Bar/Counter	22TP12BH	18RDTP12BH	3"	1
30" x 48"	Standard	522TP3.5x12ADA	-	3"	2	30" x 30"	Bar/Counter	30TP12BH	22RDTP12BH	3"	1
30" x 60"	Standard	522TP12	18RDTP12	3"	2	24" Round	Bar/Counter	22TP12BH	18RDTP12BH	3"	1
30" x 60"	Standard	522TP3.5x12ADA	-	3"	2	30" Round	Bar/Counter	30TP12BH	22RDTP12BH	3"	1
30" x 72"	Standard	522TP17	18RDTP12	3"	2	36" Round	Bar/Counter	30TP12BH	22RDTP12BH	3"	1
30" x 84"	Standard	22TP12	22RDTP12	3"	2	42" Round	Bar/Counter	36TP24BH	28RDTP17BH	4"	1
30" x 96"	Standard	22TP12	22RDTP12	3"	2	24" x 24"	Bar w/Footing	22TP12BHFR	18RDTP12BHFR	3"	1
36" x 36"	Standard	30TP12	22RDTP12	3"	1	30" x 30"	Bar w/Footing	30TP12BHFR	18RDTP12BHFR	3"	1
36" x 42"	Standard	2230TP12	22RDTP12	3"	1	24" Round	Bar w/Footing	22TP12BHFR	22RDTP12BHFR	3"	1
36" x 48"	Standard	-	28RDTP17	4"	1	30" Round	Bar w/Footing	30TP12BHFR	22RDTP12BHFR	3"	1
36" x 48"	Standard	522TP12	-	4"	2	36" Round	Bar w/Footing	30TP12BHFR	22RDTP12BHFR	3"	1
						42" Round	Bar w/Footing	36TP24BHFR	28RDTP17BHFR	4"	1

Bases— Designer Series (Most bases available in standard, counter and bar height)



Square Base Series



Cast Tapered Column  
S Base W/Cicone



Round Base  
650 Series



Ornamental Base  
B1-24" C5



Ornamental Base  
B1 C1+C2



Ornamental Base  
B8 C5-S



Round Base  
2903 Series



Queen Anne Style Base  
1000 Series



Round And Oval Base  
2000 Series



Round Base  
300 Series



Round Base  
200 Series C9



Ornamental Base  
CC2525



Cross and End Base  
2900 Series



Adjustable Column  
Adjustable-Leg Stand



Scalloped Base  
3000 Series



Round Base  
600 Series



Round Base  
Saturn Series



Round Base  
100 Series



Star Line Series  
Flat or Round



Trumpet Smooth  
850 Series

## Additional Options

Have you ever sat at a table and it wobbled? What did that make you feel about of the establishment? A little less, right?

As an option we can use Superlevel self adjusting glides on our bases in order to prevent wobbling and to keep the table stable. This keeps your customer's attention on your food and ambiance, and not on keeping their drink upright.

Advantages of Superlevel glides

- Easy to install
- Automatically re-adjusts each time the table is moved
- Keeps all contact points touching the floor
- Correct for uneven or irregular surface
- Adjusts up to 1/4"
- Use indoors or outdoors
- Designed and manufactured with high grade materials
- Up to 500 lb. load capacity per set of 4



**Superlevel**  
The Permanent Solution For Wobbly Tables

## Flip Top And Sure Lock

### FLIP TOP MECHANISM

Allows your table top to tilt for easy cleaning or storage and is compatible with bases that use a long rod for the column for assembly. It cannot be used with vintage style bases or table tops larger than 36" x 36." We also do not recommend this accessory for use with heavy table top materials such as granite or stone regardless of size.



### SURE LOCK TABLE CONNECTORS

Sure lock connectors are the safe, quick, and secure way to connect two or more tables together to form one larger table. A steel lever and latch system lines up and locks tables together when needed and can be taken apart just as easily.



## Bases, Legs and Hooks



### 21 SM Cantilever Base

- Cantilever base
- 19.5"W x 21" D x 15.5" H
- Recommended for tops up to 30" long



### 33 LG Cantilever Base

- Cantilever base
- 19.5"W x 33" D x 15.5" H
- Recommended for tops up to 54" long



### Pin Leg

- 1 1/4" Tapered or 2" or 3" round
- Standard height
- Used in combination with cantilever base
- Adjustable glide



### Purse and Bag Hooks

- Bag hooks are a great way to keep your customers bags off the floor and out of their laps.
- Attach to the underside of tables and are a great little extra to your space.

## Specialty Leg Options

Sometimes you want a look that is just out of the ordinary. With our specialty leg options you can get just that. Here is just a sample of what we have available. Contact us for more options!



### Loop Table leg

- Laser cut steel sheet bent to shape



### Carbon Fibre Table leg

- Carbon fibre with stainless steel dividers



### Whitley Leg

- Welded steel plates give the illusion of curves



### Wishbone Leg

- Unique wishbone shape starts single at base and splits towards the top



For additional information on our table top and bases including: installation, quotes, warranty, and pricing give us a call. We'll be glad to help—877.747.7638.

## A Final Word

We hope you've found this brochure informative, and that it's given you an insight on not just our products, but the way we conduct business as well. Because in this hustle-bustle change-a-minute world, it's reassuring to find a company that delivers what it promises, and does so with a personal touch that seems to be a lost art today.

When you call us, you talk to real people who are focused on meeting your restaurant and hospitality furniture needs. Whether you own one establishment or are the buyer for a large chain, you can expect nothing less than our full attention and, most importantly, our very best work. Oh, and the cherry on top is we'll do it at a price that you'll love. High quality, American-made beauty does not have to break the bank. Yes, you can have it all. Get in touch with us today and prepare to be pleasantly surprised.

**Soft Touch Furniture**  
1560 South State Street  
Girard, OH 44420 USA

**softtouchfurniture.com**  
Phone: 877.747.7638 | 330.545.4204  
Fax: 330.288.0083  
Email: [info@softtouchfurniture.com](mailto:info@softtouchfurniture.com)



At Soft Touch Furniture we also believe in giving back to the community. We contribute to several charities including Alex's Lemonade Stand. For more information on contributing to Alex's Lemonade stand go to [www.alexslimonade.org](http://www.alexslimonade.org).

Disclaimer—**Wood Products:** Wood and wood products must be handled, stored, and maintained in a manner high quality wood furniture would be handled, stored and maintained. High or low humidity in storage areas or even areas of use will adversely affect our wood products. Maintenance: proper care and maintenance of our table tops will ensure years of satisfactory use. Only the finest materials available have been used in construction of this top. As with any fine wood furniture, reasonable care must be exercised in daily cleaning. Please only use a slightly water dampened soft cloth with a mild non-abrasive detergent DO NOT USE AMMONIA, DEGREASER, SILICONE, BLEACH OR ABRASIVE CLEANERS. Spills of any liquid must be wiped dry immediately. A non-wax build up polish may be used for added protection. Scratches may be repaired by using a colored wax repair stick. Care for this product as you would care for your fine household furniture. Improper care will void the manufacturer's warranty on this product.

Interested in other aspects of Soft Touch Furniture? See our other brochures



Booths, Banquettes & Benches



Millwork



Interiors



Chairs